


# x230 Series

## Enterprise Gigabit Edge Switches

The Allied Telesis x230 Series of Layer 3 Gigabit switches offer an impressive set of features in a compact design, making them ideal for applications at the network edge.



### Overview

Allied Telesis x230 Series switches provide an excellent access solution for today's networks, supporting Gigabit to the desktop for maximum performance. The Power over Ethernet Plus (PoE+) models provide an ideal solution for connecting and remotely powering wireless access points, IP video surveillance cameras, and IP phones. With 8, 16 or 24 Gigabit ports, SFP uplinks, and fanless models for silent operation, the x230 Series enable flexible deployment and secure connectivity at the network edge.

### Secure

Network security is guaranteed, with powerful control over network traffic types, secure management options, and other multi-layered security features built right in.

Network Access Control (NAC) gives unprecedented control over user access to the network, in order to mitigate threats to network infrastructure.

Allied Telesis x230 switches use 802.1x port-based authentication, in partnership with standards-compliant dynamic VLAN assignment, to assess a user's adherence to network security policies and either grant access or offer remediation. Tri-authentication ensures the network is only accessed by known users and devices. Secure access is also available for guests.

Security from malicious network attacks is provided by a comprehensive range of features such as DHCP snooping, STP root guard, BPDU protection and access control lists. Each of these can be configured to perform a variety of actions upon detection of a suspected attack.

### Network protection

Advanced storm protection features include bandwidth limiting, policy-based storm protection and packet storm protection.

Network storms are often caused by cabling errors that result in a network loop. Allied Telesis x230 Series switches provide features to detect loops as soon as they are created. Loop detection and thrash limiting take immediate action to prevent network storms.

### Manageable

The x230 runs the advanced AlliedWare Plus™ fully featured operating system, delivering a rich feature set and an industry-standard Command Line Interface (CLI). This reduces training requirements and is consistent across all AlliedWare Plus devices, simplifying network management.

The web-based Graphical User Interface (GUI) is an easy-to-use and powerful management tool, with comprehensive monitoring facilities.

### Future-proof

x230 Series switches are Software Defined Networking (SDN) ready and able to support OpenFlow v1.3.

### Powerful network management

Meeting the increased management requirements of modern converged networks, Allied Telesis Autonomous Management Framework (AMF) automates many everyday tasks including configuration management. The complete network can be managed as a single virtual device with powerful centralized management features. Growing the network can be accomplished with plug-and-play simplicity, and network node recovery is fully zero-touch.



AMF secure mode increases network security with management traffic encryption, authorization, and monitoring.

### ECO friendly

The x230 Series supports Energy Efficient Ethernet, which automatically reduces the power consumed by the switch whenever there is no traffic on a port. This sophisticated feature can significantly reduce your operating costs by reducing the power requirements of the switch and any associated cooling equipment.



The x230-10GT and x230L models are fanless, providing silent operation, which makes them ideal for desktop or work area deployment.

## New Features

- ▶ AMF secure mode
- ▶ VLAN ACLs
- ▶ TACACS+ Command Authorization
- ▶ Active Fiber Monitoring
- ▶ OpenFlow for SDN
- ▶ VLAN Mirroring (RSPAN)
- ▶ Precision Time Protocol (PTP) Transparent Mode
- ▶ Fanless models provide silent operation
- ▶ G.8032 Ethernet Ring Protection



## Key Features

### Allied Telesis Autonomous Management Framework™ (AMF)

- ▶ Allied Telesis Autonomous Management Framework (AMF) is a sophisticated suite of management tools that provide a simplified approach to network management. Common tasks are automated or made so simple that the every-day running of a network can be achieved without the need for highly-trained, and expensive, network engineers. Powerful features like centralized management, auto-backup, auto-upgrade, auto-provisioning and auto-recovery enable plug-and-play networking and zero-touch management.
- ▶ AMF secure mode encrypts all AMF traffic, provides unit and user authorization, and monitors network access to greatly enhance network security.

### Power over Ethernet Plus (PoE+)

- ▶ With PoE, a separate power connection to media endpoints such as IP phones and wireless access points is not necessary. PoE+ reduces costs and provides even greater flexibility, providing the capability to connect devices requiring more power (up to 30 Watts) such as tilt and zoom security cameras.

### Ethernet Protection Switched Ring (EPSRing™)

- ▶ EPSRing allows several x230 switches to join a protected ring capable of recovery within as little as 50ms. This feature is perfect for high availability in enterprise networks.

### G.8032 Ethernet Ring Protection

- ▶ G.8032 provides standards-based high-speed ring protection, that can be deployed stand-alone, or interoperate with Allied Telesis EPSR.
- ▶ Ethernet Connectivity Fault Monitoring (CFM) proactively monitors links and VLANs, and provides alerts when a fault is detected.

### Access Control Lists (ACLs)

- ▶ The x230 Series features industry-standard access control functionality through ACLs. ACLs filter network traffic to control whether packets are forwarded or blocked at the port interface. This provides a powerful network security mechanism to select the types of traffic to be analyzed, forwarded, or influenced in some way. An example of this would be to provide traffic flow control.

### VLAN ACLs

- ▶ Simplify access and traffic control across entire segments of the network. Access Control Lists (ACLs) can be applied to a Virtual LAN (VLAN) as well as a specific port.

### Easy To Manage

- ▶ The AlliedWare Plus operating system incorporates an industry standard CLI, facilitating intuitive manageability.
- ▶ With three distinct modes, the CLI is very secure, and the use of SSHv2 encrypted and strongly authenticated remote login sessions ensures CLI access is not compromised.
- ▶ As a Layer 2+ switch, a static route can be added to allow a user in a different subnet to manage the switch.

### Storm protection

Advanced packet storm control features protect the network from broadcast storms:

- ▶ Bandwidth limiting minimizes the effects of the storm by reducing the amount of flooding traffic.
- ▶ Policy-based storm protection is more powerful than bandwidth limiting. It restricts storm damage to within the storming VLAN, and it provides the flexibility to define the traffic rate that creates a broadcast storm. The action the device should take when it detects a storm can be configured, such as disabling the port from the VLAN or shutting the port down.
- ▶ Packet storm protection allows limits to be set on the broadcast reception rate, multicast frames and destination lookup failures. In addition, separate limits can be set to specify when the device will discard each of the different packet types.

### Loop protection

- ▶ Thrash limiting, also known as Rapid MAC movement, detects and resolves network loops. It is highly user-configurable — from the rate of looping traffic to the type of action the switch should take when it detects a loop.
- ▶ With thrash limiting, the switch only detects a loop when a storm has occurred, which can potentially cause disruption to the network. To avoid this, loop detection works in conjunction with thrash limiting to send special packets, called Loop Detection Frames (LDF), that the switch listens for. If a port receives an LDF packet, one can choose to disable the port, disable the link, or send an SNMP trap.

### Spanning Tree Protocol (STP) Root Guard

- ▶ STP root guard designates which devices can assume the root bridge role in an STP network. This stops an undesirable device from taking over this role, where it could either compromise network performance or cause a security weakness.

### Bridge Protocol Data Unit (BPDU) protection

- ▶ BPDU protection adds extra security to STP. It protects the spanning tree configuration by preventing malicious DoS attacks caused by spoofed BPDUs. If a BPDU packet is received on a protected port, the BPDU protection feature disables the port and alerts the network manager.

### Tri-authentication

- ▶ Authentication options on the x230 Series include alternatives to 802.1x port-based authentication, such as web authentication, to enable guest access and MAC authentication for end points that do not have an 802.1x supplicant. All three authentication methods—802.1x, MAC-based and Web-based—can be enabled simultaneously on the same port, resulting in tri-authentication.

### TACACS+ Command Authorization

- ▶ Centralize control of which commands may be issued by a specific user of an AlliedWare Plus device. TACACS+ command authorization complements authentication and accounting services for a complete AAA solution.

### UniDirectional Link Detection

- ▶ UniDirectional Link Detection (UDLD) is useful for monitoring fiber-optic links between two switches that use two single-direction fibers to transmit and receive packets. UDLD prevents traffic from being sent across a bad link by blocking the ports at both ends of the link in the event that either the individual transmitter or receiver for that connection fails.

### Optical DDM

- ▶ Most modern optical SFP/SFP+/XFP transceivers support Digital Diagnostics Monitoring (DDM) functions according to the specification SFF-8472. This enables real time monitoring of the various parameters of the transceiver, such as optical output power, temperature, laser bias current and transceiver supply voltage. Easy access to this information simplifies diagnosing problems with optical modules and fiber connections.

### Active Fiber Monitoring

- ▶ Active Fiber Monitoring prevents eavesdropping on fiber communications by monitoring received optical power. If an intrusion is detected, the link can be automatically shut down, or an operator alert can be sent.

### VLAN Mirroring (RSPAN)

- ▶ VLAN mirroring allows traffic from a port on a remote switch to be analysed locally. Traffic being transmitted or received on the port is duplicated and sent across the network on a specific VLAN.

### Find Me

- ▶ In busy server rooms comprised of a large number of equipment racks, it can be quite a job finding the correct switch quickly among many similar units. The "Find Me" feature is a simple visual way to quickly identify the desired physical switch for maintenance or other purposes, by causing its LEDs to flash in a specified pattern.

### IPv6 Support

- ▶ With the depletion of IPv4 address space, IPv6 is rapidly becoming a mandatory requirement for many government and enterprise customers. To meet this need, now and into the future, the x230 Series supports IPv6 forwarding in hardware and features MLD snooping for efficient use of network bandwidth.

### Precision Time Protocol (PTP)

- ▶ PTP (IEEE 1588v2) synchronizes clocks throughout the network with micro-second accuracy, supporting industrial automation and control systems.

### Flexible deployment

- ▶ The x230-10GT and x230L models are fanless for silent operation. This enables switch placement in work spaces and on desktops with no interruption to network users.

## Key Solutions

### Network convergence

The convergence of network services in the Enterprise has led to increasing demand for highly available networks with minimal downtime. Diagram 1 shows x230 switches with high performance EPSR connectivity to the x930 VCStack core. This topology provides recovery in as little as 50ms, if required.

### Network flexibility

Flexible network deployment is facilitated by the compact 10 and 18 port x230 PoE+ models, as shown in the Campus network in diagram 2. With the growth of wireless networking and digital security, the x230 PoE+ models are ideal supplying connectivity and power at the network edge, supporting the full 30 watts of PoE+. The fanless x230L models provide silent operation to enable deployment in work areas.

AMF provides an easy yet powerful solution for managing multiple devices with plug-and-play simplicity.

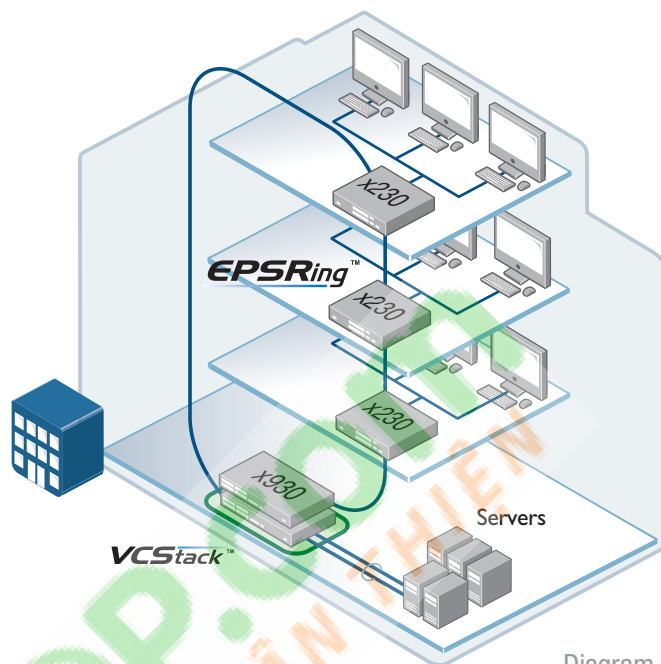


Diagram 1

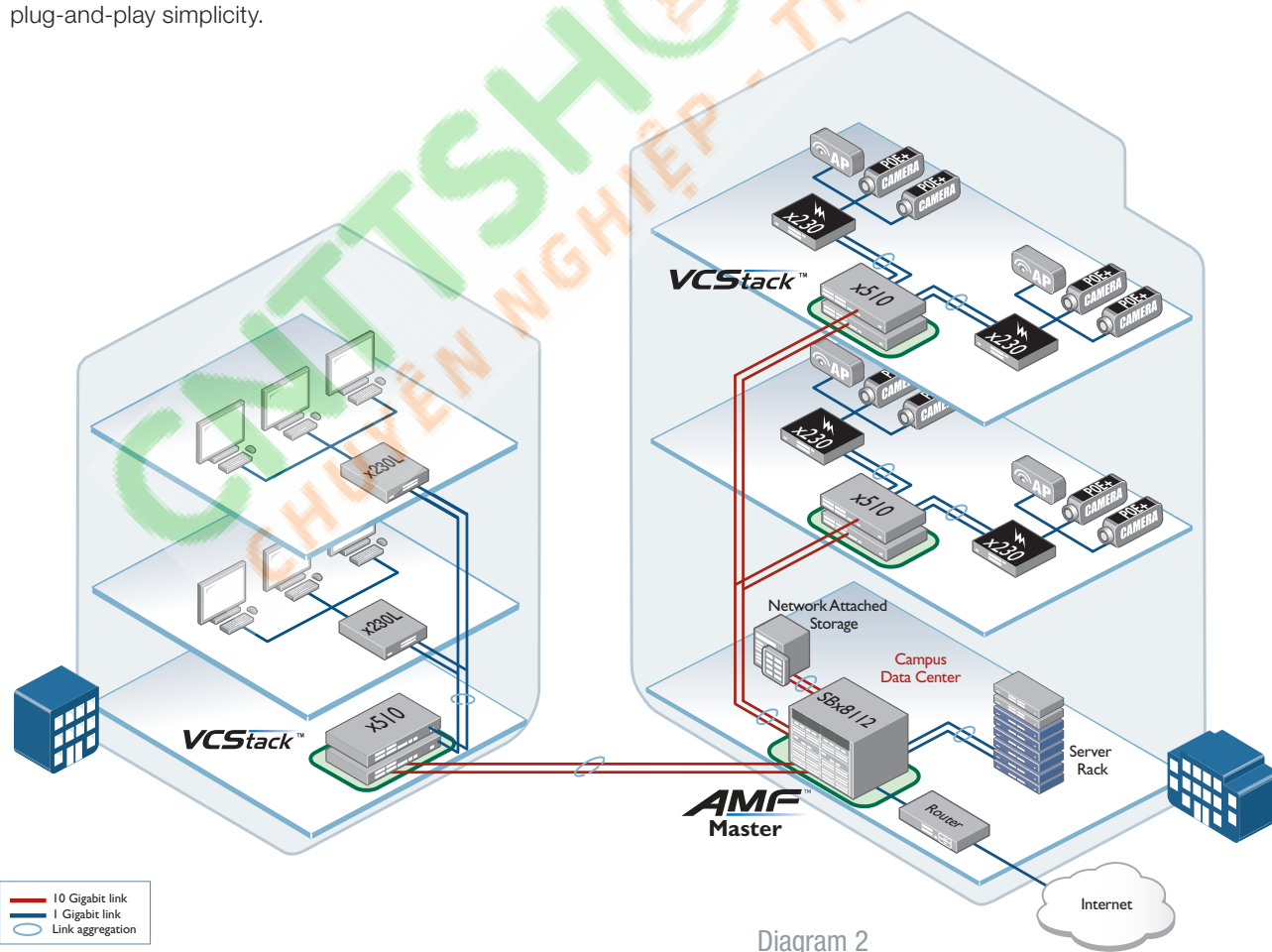


Diagram 2



## Product Specifications

PRODUCT	10/100/1000T (RJ-45) COPPER PORTS	100/1000X SFP PORTS	TOTAL PORTS	POE+ ENABLE PORTS	SWITCHING FABRIC	FORWARDING RATE
x230-10GP	8	2	10	8	20Gbps	14.9Mpps
x230-10GT	8	2	10	-	20Gbps	14.9Mpps
x230-18GP	16	2	18	16	36Gbps	26.8Mpps
x230-18GT	16	2	18	-	36Gbps	26.8Mpps
x230-28GP	24	4	28	24	56Gbps	41.7Mpps
x230-28GT	24	4	28	-	56Gbps	41.7Mpps
x230L-17GT	16	1	17	-	34Gbps	25.3Mpps
x230L-26GT	24	2	26	-	52Gbps	38.7Mpps

## Physical specifications

PRODUCT	WIDTH X DEPTH X HEIGHT	WEIGHT	PACKAGED DIMENSIONS	WEIGHT
x230-10GP	210 x 275 x 42.5 mm (8.27 x 10.83 x 1.67 in)	2.1 kg (4.6 lb)	43 x 36 x 15 cm (16.93 x 14.17 x 5.90 in)	3.45 kg (7.6 lb)
x230-10GT	265 x 180 x 42.5 mm (10.43 x 7.08 x 1.67 in)	1.5 kg (3.3 lb)	43 x 36 x 15 cm (16.93 x 14.17 x 5.90 in)	2.85 kg (6.3 lb)
x230-18GP	341 x 231 x 44 mm (13.42 x 9.09 x 1.73 in)	3.0 kg (6.6 lb)	43 x 36 x 15 cm (16.93 x 14.17 x 5.90 in)	4.35 kg (9.6 lb)
x230-18GT	341 x 231 x 44 mm (13.42 x 9.09 x 1.73 in)	2.4 kg (5.3 lb)	43 x 36 x 15 cm (16.93 x 14.17 x 5.90 in)	4.0 kg (8.8 lb)
x230-28GP	440 x 290 x 44 mm (17.32 x 11.42 x 1.73 in)	4.7 kg (10.4 lb)	53 x 43 x 15 cm (20.86 x 16.93 x 5.90 in)	6.35 kg (14.0 lb)
x230-28GT and x230L-26GT	341 x 231 x 44 mm (13.42 x 9.09 x 1.73 in)	2.4 kg (5.3 lb)	43 x 36 x 15 cm (16.93 x 14.17 x 5.90 in)	4.0 kg (8.8 lb)
x230L-17GT	341 x 210 x 44 mm (13.42 x 8.27 x 1.73 in)	2.2 kg (4.85 lb)	43.5 x 40 x 14.5 cm (17.13 x 15.71 x 5.71 in)	3.4 kg (7.5 lb)

## Performance

- ▶ Up to 16K MAC addresses
- ▶ Up to 512 multicast entries
- ▶ 256MB DDR SDRAM (GP models)
- ▶ 512MB DDR SDRAM (GT models)
- ▶ 2048 configurable VLANs (GP models)
- ▶ 4094 configurable VLANs (GT models)
- ▶ 64MB flash memory
- ▶ Packet Buffer memory: 1.5MB
- ▶ Supports 10KB jumbo frames
- ▶ Wire-speed forwarding

## Reliability

- ▶ Modular AlliedWare Plus operating system
- ▶ Full environmental monitoring of PSU internal temperature and internal voltages. SNMP traps alert network managers in case of any failure

## Flexibility and compatibility

- ▶ SFP ports will support any combination of 10/100/1000T, 100X, 100FX, 100BX, 1000X, 1000SX, 1000LX, 1000ZX or 1000ZX CWDM SFPs

## Diagnostic tools

- ▶ Active Fiber Monitoring detects tampering on optical links
- ▶ Built-In Self Test (BIST)
- ▶ Find-me device locator
- ▶ Cable fault locator (TDR)
- ▶ Optical Digital Diagnostics Monitoring (DDM)
- ▶ Automatic link flap detection and port shutdown
- ▶ Ping polling for IPv4 and IPv6
- ▶ Port and VLAN mirroring (RSPAN)
- ▶ TraceRoute for IPv4 and IPv6

## IP Features

- ▶ IPv4 static routing and RIP
- ▶ DHCPv6 client
- ▶ Device management over IPv6 networks with SNMPv6, Telnetv6, SSHv6 and Syslogv6
- ▶ NTPv6 client and server

## Management

- ▶ Allied Telesis Autonomous Management Framework (AMF) enables powerful centralized management and zero-touch device installation and recovery
- ▶ Console management port on the front panel for ease of access
- ▶ Eco-friendly mode allows ports and LEDs to be disabled to save power
- ▶ Web-based Graphical User Interface (GUI)
- ▶ Industry-standard CLI with context-sensitive help
- ▶ Powerful CLI scripting engine with built-in text editor
- ▶ SD/SDHC memory card socket allows software release files, configurations and other files to be stored for backup and distribution to other devices
- ▶ Configurable logs and triggers provide an audit trail of SD card insertion and removal
- ▶ Comprehensive SNMP MIB support for standards-based device management
- ▶ Management stacking allows up to 24 devices to be managed from a single console
- ▶ Event-based triggers allow user-defined scripts to be executed upon selected system events

## Quality of Service (QoS)

- ▶ 8 priority queues with a hierarchy of high priority queues for real time traffic, and mixed scheduling, for each switch port

## Latency (microseconds)

PRODUCT	PORT SPEED		
	10MBPS	100MBPS	1GBPS
x230-10GP/GT	55µs	7.8µs	3.4µs
x230-18GP/GT	56µs	7.9µs	3.4µs
x230-28GP/GT	59µs	8.6µs	4.3µs
x230L-17GT	56µs	7.9µs	3.4µs
x230L-26GT	59µs	8.6µs	4.3µs

- ▶ Limit bandwidth per port or per traffic class down to 64kbps
- ▶ Wire-speed traffic classification with low latency essential for VoIP and real-time streaming media applications
- ▶ Policy-based QoS based on VLAN, port, MAC and general packet classifiers
- ▶ Policy-based storm protection
- ▶ Extensive remarking capabilities
- ▶ Taildrop for queue congestion control
- ▶ Strict priority, weighted round robin or mixed scheduling
- ▶ IP precedence and DiffServ marking based on layer 2, 3 and 4 headers

## Resiliency Features

- ▶ Control Plane Prioritization (CPP) ensures the CPU always has sufficient bandwidth to process network control traffic
- ▶ Dynamic link failover (host attach)
- ▶ EPSRing (Ethernet Protection Switched Rings) with enhanced recovery for extra resiliency
- ▶ Loop protection: loop detection and thrash limiting
- ▶ PVST+ compatibility mode
- ▶ RRP snooping
- ▶ STP root guard

## Security Features

- ▶ Access Control Lists (ACLs) based on layer 3 and 4 headers, per VLAN or port
- ▶ Configurable ACLs for management traffic
- ▶ Dynamic ACLs assigned via port authentication
- ▶ ACL Groups enable multiple hosts/ports to be included in a single ACL, reducing configuration
- ▶ Auth-fail and guest VLANs

- ▶ Authentication, Authorization and Accounting (AAA)
- ▶ Bootloader can be password protected for device security
- ▶ BPDU protection
- ▶ DHCP snooping, IP source guard and Dynamic ARP Inspection (DAI)
- ▶ Dynamic VLAN assignment
- ▶ MAC address filtering and MAC address lock-down
- ▶ Network Access and Control (NAC) features manage endpoint security
- ▶ Port-based learn limits (intrusion detection)
- ▶ Private VLANs provide security and port isolation for multiple customers using the same VLAN
- ▶ Secure Copy (SCP)
- ▶ Strong password security and encryption

- ▶ Tri-authentication: MAC-based, web-based and IEEE 802.1x
- ▶ RADIUS group selection per VLAN or port

### Environmental specifications

- ▶ Operating temperature range:  
0°C to 50°C (32°F to 122°F)  
0°C to 40°C (32°F to 104°F) (x230L models)  
Derated by 1°C per 305 meters (1,000 ft)
- ▶ Storage temperature range:  
-20°C to 60°C (-4°F to 140°F)
- ▶ Operating relative humidity range:  
0% to 90% non-condensing
- ▶ Storage relative humidity range:  
0% to 95% non-condensing
- ▶ Operating altitude:  
2,000 meters maximum (6,562 ft)

### Electrical approvals and compliances

- ▶ EMC: EN55022 class A, FCC class A, VCCI class A
- ▶ Immunity: EN55024, EN61000-3-levels 2 (Harmonics), and 3 (Flicker) – AC models only

### Safety

- ▶ Standards: UL60950-1, CAN/CSA-C22.2 No. 60950-1-03, EN60950-1, EN60825-1, AS/NZS 60950.1
- ▶ Certifications: UL, cUL, UL-EU

### Restrictions on Hazardous Substances (RoHS) Compliance

- ▶ EU RoHS compliant
- ▶ China RoHS compliant

### Power characteristics

PRODUCT	NO POE LOAD			FULL POE+ LOAD			MAX POE POWER	MAX POE PORTS AT 15W PER PORT	MAX POE+ PORTS AT 30W PER PORT
	MAX POWER CONSUMPTION	MAX HEAT DISSIPATION	NOISE	MAX POWER CONSUMPTION	MAX HEAT DISSIPATION	NOISE			
x230-10GP	16W	55 BTU/hr	33 dBA	180W	126 BTU/hr	41 dBA	124W	8	4
x230-10GT	16W	55 BTU/hr	Fanless	-	-	-	-	-	-
x230-18GP	21W	72 BTU/hr	34 dBA	330W	169 BTU/hr	42 dBA	247W	16	8
x230-18GT	18W	61 BTU/hr	29 dBA	-	-	-	-	-	-
x230-28GP	37W	127 BTU/hr	34 dBA	520W	303 BTU/hr	42 dBA	370W	24	12
x230-28GT	26W	89 BTU/hr	34 dBA	-	-	-	-	-	-
x230L-17GT	15W	51 BTU/hr	Fanless	-	-	-	-	-	-
x230L-26GT	20.5W	70 BTU/h	Fanless	-	-	-	-	-	-

## Standards and Protocols

### AlliedWare Plus Operating System

Version 5.5.0-1

### Cryptographic Algorithms

#### FIPS Approved Algorithms

Encryption (Block Ciphers):

- ▶ AES (ECB, CBC, CFB and OFB Modes)
- ▶ 3DES (ECB, CBC, CFB and OFB Modes)

Block Cipher Modes:

- ▶ CCM
- ▶ CMAC
- ▶ GCM
- ▶ XTS

Digital Signatures & Asymmetric Key Generation:

- ▶ DSA
  - ▶ ECDSA
  - ▶ RSA
- Secure Hashing:
- ▶ SHA-1
  - ▶ SHA-2 (SHA-224, SHA-256, SHA-384, SHA-512)

Message Authentication:

- ▶ HMAC (SHA-1, SHA-2(224, 256, 384, 512)

Random Number Generation:

- ▶ DRBG (Hash, HMAC and Counter)

#### Non FIPS Approved Algorithms

RNG (AES128/192/256)

DES  
MD5

### Ethernet

- IEEE 802.2 Logical Link Control (LLC)
- IEEE 802.3 Ethernet
- IEEE 802.3ab 1000BASE-T
- IEEE 802.3af Power over Ethernet (PoE)
- IEEE 802.3at Power over Ethernet plus (PoE+)
- IEEE 802.3az Energy Efficient Ethernet (EEE)
- IEEE 802.3u 100BASE-X
- IEEE 802.3x Flow control - full-duplex operation
- IEEE 802.3z 1000BASE-X
- IEEE 1588v2 Precision clock synchronization protocol v2

### IPv4 Features

- RFC 768 User Datagram Protocol (UDP)
- RFC 791 Internet Protocol (IP)
- RFC 792 Internet Control Message Protocol (ICMP)
- RFC 793 Transmission Control Protocol (TCP)
- RFC 826 Address Resolution Protocol (ARP)
- RFC 894 Standard for the transmission of IP datagrams over Ethernet networks
- RFC 919 Broadcasting Internet datagrams
- RFC 922 Broadcasting Internet datagrams in the presence of subnets
- RFC 932 Subnetwork addressing scheme
- RFC 950 Internet standard subnetting procedure
- RFC 1042 Standard for the transmission of IP datagrams over IEEE 802 networks
- RFC 1071 Computing the Internet checksum
- RFC 1122 Internet host requirements
- RFC 1191 Path MTU discovery
- RFC 1518 An architecture for IP address allocation with CIDR
- RFC 1519 Classless Inter-Domain Routing (CIDR)
- RFC 1812 Requirements for IPv4 routers
- RFC 1918 IP addressing
- RFC 2581 TCP congestion control

### IPv6 Features

- RFC 1981 Path MTU discovery for IPv6
- RFC 2460 IPv6 specification
- RFC 2464 Transmission of IPv6 packets over Ethernet networks
- RFC 2711 IPv6 router alert option
- RFC 3484 Default address selection for IPv6
- RFC 3587 IPv6 global unicast address format
- RFC 3596 DNS extensions to support IPv6
- RFC 4007 IPv6 scoped address architecture
- RFC 4193 Unique local IPv6 unicast addresses
- RFC 4213 Transition mechanisms for IPv6 hosts and routers
- RFC 4291 IPv6 addressing architecture
- RFC 4443 Internet Control Message Protocol (ICMPv6)
- RFC 4861 Neighbor discovery for IPv6
- RFC 4862 IPv6 Stateless Address Auto-Configuration (SLAAC)
- RFC 5014 IPv6 socket API for source address selection
- RFC 5095 Deprecation of type 0 routing headers in IPv6
- RFC 5175 IPv6 Router Advertisement (RA) flags option
- RFC 6105 IPv6 Router Advertisement (RA) guard

### Management

- AT Enterprise MIB including AMF MIB and SNMP traps
- Optical DDM MIB
- SNMPv1, v2c and v3
- IEEE 802.1AB Link Layer Discovery Protocol (LLDP)
- RFC 1155 Structure and identification of management information for TCP/IP-based Internets
- RFC 1157 Simple Network Management Protocol (SNMP)
- RFC 1212 Concise MIB definitions
- RFC 1213 MIB for network management of TCP/IP-based Internets: MIB-II
- RFC 1215 Convention for defining traps for use with the SNMP

RFC 1227	SNMP MUX protocol and MIB
RFC 1239	Standard MIB
RFC 1724	RIPv2 MIB extension
RFC 2578	Structure of Management Information v2 (SMIPv2)
RFC 2579	Textual conventions for SMIPv2
RFC 2580	Conformance statements for SMIPv2
RFC 2674	Definitions of managed objects for bridges with traffic classes, multicast filtering and VLAN extensions
RFC 2741	Agent extensibility (AgentX) protocol
RFC 2819	RMON MIB (groups 1,2,3 and 9)
RFC 2863	Interfaces group MIB
RFC 3176	sFlow: a method for monitoring traffic in switched and routed networks
RFC 3411	An architecture for describing SNMP management frameworks
RFC 3412	Message processing and dispatching for the SNMP
RFC 3413	SNMP applications
RFC 3414	User-based Security Model (USM) for SNMPv3
RFC 3415	View-based Access Control Model (VACM) for SNMP
RFC 3416	Version 2 of the protocol operations for the SNMP
RFC 3417	Transport mappings for the SNMP
RFC 3418	MIB for SNMP
RFC 3621	Power over Ethernet (PoE) MIB
RFC 3635	Definitions of managed objects for the Ethernet-like interface types
RFC 3636	IEEE 802.3 MAU MIB
RFC 4022	MIB for the Transmission Control Protocol (TCP)
RFC 4113	MIB for the User Datagram Protocol (UDP)
RFC 4188	Definitions of managed objects for bridges
RFC 4292	IP forwarding table MIB
RFC 4293	MIB for the Internet Protocol (IP)
RFC 4318	Definitions of managed objects for bridges with RSTP
RFC 4560	Definitions of managed objects for remote ping, traceroute and lookup operations
RFC 5424	Syslog protocol

### Multicast support

IGMP query solicitation
IGMP snooping (IGMPv1, v2 and v3)
IGMP snooping fast-leave
MLD snooping (MLDv1 and v2)
RFC 1112 Host extensions for IP multicasting (IGMPv1)

RFC 2236	Internet Group Management Protocol v2 (IGMPv2)
RFC 2715	Interoperability rules for multicast routing protocols
RFC 3306	Unicast-prefix-based IPv6 multicast addresses
RFC 3376	IGMPv3
RFC 4541	IGMP and MLD snooping switches

### Quality of Service (QoS)

IEEE 802.1p	Priority tagging
RFC 2211	Specification of the controlled-load network element service
RFC 2474	DiffServ precedence for eight queues/port
RFC 2475	DiffServ architecture
RFC 2597	DiffServ Assured Forwarding (AF)
RFC 2697	A single-rate three-color marker
RFC 2698	A two-rate three-color marker
RFC 3246	DiffServ Expedited Forwarding (EF)

### Resiliency Features

IEEE 802.1AX	Link aggregation (static and LACP)
IEEE 802.1D	MAC bridges
IEEE 802.1s	Multiple Spanning Tree Protocol (MSTP)
IEEE 802.1w	Rapid Spanning Tree Protocol (RSTP)
IEEE 802.3ad	Static and dynamic link aggregation

### Routing Information Protocol (RIP)

RFC 1058	Routing Information Protocol (RIP)
RFC 2080	RIPng for IPv6
RFC 2081	RIPng protocol applicability statement
RFC 2082	RIP-2 MD5 authentication
RFC 2453	RIPv2

### Security Features

SSH remote login
SSLv2 and SSLv3
TACACS+ Accounting, Authentication and Authorisation (AAA)
IEEE 802.1X authentication protocols (TLS, TTLS, PEAP and MD5)
IEEE 802.1X multi-suplicant authentication
IEEE 802.1X port-based network access control
RFC 2560 X.509 Online Certificate Status Protocol (OCSP)
RFC 2818 HTTP over TLS ("HTTPS")
RFC 2865 RADIUS authentication
RFC 2866 RADIUS accounting
RFC 2868 RADIUS attributes for tunnel protocol support

RFC 2986	PKCS #10: certification request syntax specification v1.7
RFC 3546	Transport Layer Security (TLS) extensions
RFC 3579	RADIUS support for Extensible Authentication Protocol (EAP)
RFC 3580	IEEE 802.1x RADIUS usage guidelines
RFC 3748	PPP Extensible Authentication Protocol (EAP)
RFC 4251	Secure Shell (SSHv2) protocol architecture
RFC 4252	Secure Shell (SSHv2) authentication protocol
RFC 4253	Secure Shell (SSHv2) transport layer protocol
RFC 4254	Secure Shell (SSHv2) connection protocol
RFC 5246	Transport Layer Security (TLS) v1.2
RFC 5280	X.509 certificate and Certificate Revocation List (CRL) profile
RFC 5425	Transport Layer Security (TLS) transport mapping for Syslog
RFC 5656	Elliptic curve algorithm integration for SSH
RFC 6125	Domain-based application service identity within PKI using X.509 certificates with TLS
RFC 6614	Transport Layer Security (TLS) encryption for RADIUS
RFC 6668	SHA-2 data integrity verification for SSH

### Services

RFC 854	Telnet protocol specification
RFC 855	Telnet option specifications
RFC 857	Telnet echo option
RFC 858	Telnet suppress go ahead option
RFC 1091	Telnet terminal-type option
RFC 1350	Trivial File Transfer Protocol (TFTP)
RFC 1985	SMTP service extension
RFC 2049	MIME
RFC 2131	DHCPv4 client
RFC 2616	Hypertext Transfer Protocol - HTTP/1.1
RFC 2821	Simple Mail Transfer Protocol (SMTP)
RFC 2822	Internet message format
RFC 3315	DHCPv6 client
RFC 4330	Simple Network Time Protocol (SNTP) version 4
RFC 5905	Network Time Protocol (NTP) version 4

### VLAN support

IEEE 802.1ad	Provider bridges (VLAN stacking, Q-in-Q)
IEEE 802.1Q	Virtual LAN (VLAN) bridges
IEEE 802.1v	VLAN classification by protocol and port
IEEE 802.3ac	VLAN tagging

### Voice over IP

LLDP-MED	ANSI/TIA-1057
Voice VLAN	

### Feature Licenses

NAME	DESCRIPTION	INCLUDES
AT-FL-x230-QinQ	VLAN double tagging (Q-in-Q) license	▶ VLAN Q-in-Q
AT-FL-x230-OF13-1YR	OpenFlow license for 1 year	▶ OpenFlow v1.3
AT-FL-x230-OF13-5YR	OpenFlow license for 5 years	▶ OpenFlow v1.3
AT-FL-x230-UDLD	UniDirectional Link Detection	▶ UDLD
AT-FL-x230-PTP	PTP (IEEE 1588v2) license	▶ PTP Transparent Mode



## Ordering Information

### AT-x230-10GP

L3 switch with 8 x 10/100/1000T PoE ports and 2 x 100/1000X SFP ports

### AT-x230-10GT

L3 switch with 8 x 10/100/1000T ports and 2 x 100/1000X SFP ports

### AT-x230-18GP

L3 switch with 16 x 10/100/1000T PoE ports and 2 x 100/1000X SFP ports

### AT-x230-18GT

L3 switch with 16 x 10/100/1000T ports and 2 x 100/1000X SFP ports

### AT-x230-28GP

L3 switch with 24 x 10/100/1000T PoE ports and 4 x 100/1000X SFP ports

### AT-x230-28GT

L3 switch with 24 x 10/100/1000T ports and 4 x 100/1000X SFP ports

### AT-x230L-17GT

L3 switch with 16 x 10/100/1000T ports and 1 x 100/1000X SFP port

### AT-x230L-26GT

L3 switch with 24 x 10/100/1000T ports and 2 x 100/1000X SFP ports

### AT-RKMT-J05

Rack mount kit for x230-10GT

### AT-RKMT-J13

Rack mount kit for x230-18GP/18GT, x230L-17GT

### AT-RKMT-J14

Rack mount kit for x230-10GP

## SFP modules

### AT-SPFX/2

100FX multi-mode 1310 nm fiber up to 2 km

### AT-SPFX/15

100FX single-mode 1310 nm fiber up to 15 km

### AT-SPFXBD-LC-13

100BX Bi-Di (1310 nm Tx, 1550 nm Rx) fiber up to 10 km

### AT-SPFXBD-LC-15

100BX Bi-Di (1550 nm Tx, 1310 nm Rx) fiber up to 10 km

### AT-SPTX

1000T 100 m copper

### AT-SPSX

1000SX GbE multi-mode 850 nm fiber up to 550 m

### AT-SPSX/I

1000SX GbE multi-mode 850 nm fiber up to 550 m industrial temperature

### AT-SPEX

1000X GbE multi-mode 1310 nm fiber up to 2 km

### AT-SPLX10

1000LX GbE single-mode 1310 nm fiber up to 10 km

### AT-SPLX10/I

1000LX GbE single-mode 1310 nm fiber up to 10 km industrial temperature

### AT-SPBD10-13

1000LX GbE Bi-Di (1310 nm Tx, 1490 nm Rx) fiber up to 10 km

### AT-SPBD10-14

1000LX GbE Bi-Di (1490 nm Tx, 1310 nm Rx) fiber up to 10 km

### AT-SPLX40

1000LX GbE single-mode 1310 nm fiber up to 40 km

### AT-SPZX80

1000ZX GbE single-mode 1550 nm fiber up to 80 km

### AT-SPBD20-13/I

1000BX GbE Bi-Di (1310 nm Tx, 1490 nm Rx) fiber up to 20 km

### AT-SPBD20-14/I

1000BX GbE Bi-Di (1490 nm Tx, 1310 nm Rx) fiber up to 20 km